

LATEX CONTROL

Three levels guarantee:
precision, accuracy,
repeatability.



6 TEST

SI 305.100-A
(Greiner tubes)

SI 305.102-A
(Sarstedt tubes)

30 TEST

SI 305.300-A
(Greiner tubes)

SI 305.302-A
(Sarstedt tubes)

EQE KIT

External Quality Evaluation
kit specific for all Alifax
ESR analyzers.



Third parties international
programs:

CAP

LABQUALITY

NEQAS

ONEWORLD

ACCURACY

API

SMART CARD

Environmental friendly
cards: Less waste,
lower transportation
and storage cost.



Available card sizes
(numbers of tests)

1.000 • 4.000 • 10.000 • 20.000



INSIDE INNOVATION

NEW ESR SYSTEM GENERATION

ALWAYS A STEP FORWARD IN INNOVATION

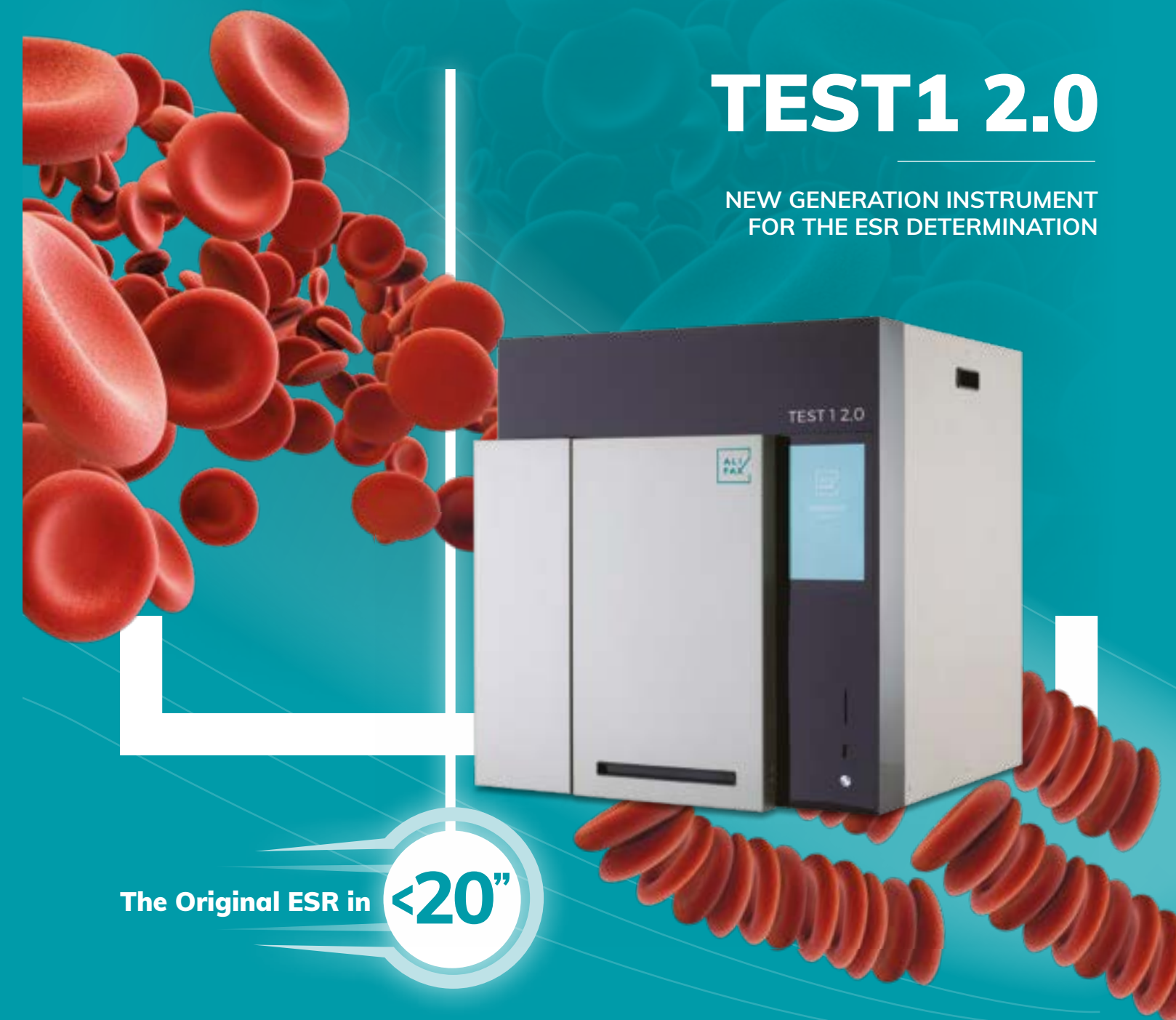
All available publications at www.alifax.com

ALIFAX S.r.l.

Via Petrarca, 2/1 - Polverara (PD) - Italy - (+39) 049 0992000 | info@alifax.com | www.alifax.com
Entered in Padova companies register at the n. 04337640280. Company stock € 10.000.000 entirely
deposited. Company with single partner and subjected to direction and coordination of Alifax Holding S.p.A.



ESR_BRO002_TEST1_2.0_01_02_10022023_EN



TEST 1 2.0

NEW GENERATION INSTRUMENT
FOR THE ESR DETERMINATION

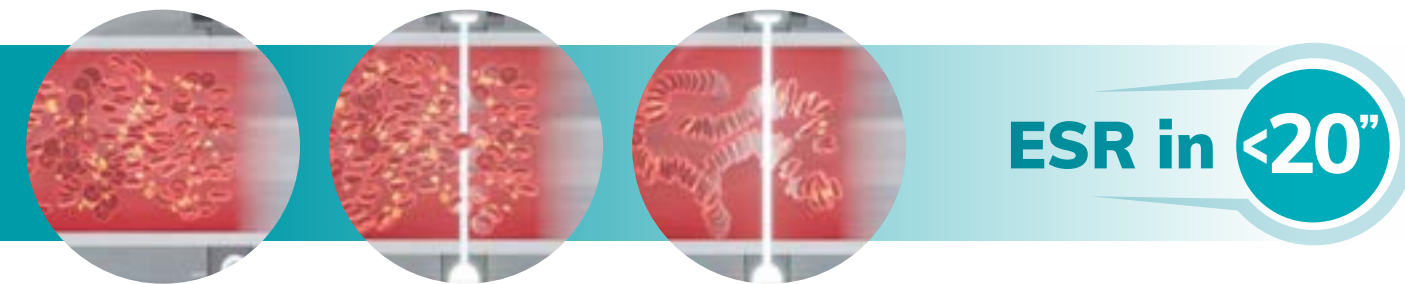
The Original ESR in **<20"**

The ESR in less than 20 SECONDS

TEST1 Capillary Photometry technology overcomes the majority of the variables and limitations of the sedimentation method, such as dilution, hematocrit level and other physical factors (ICSH RECOMMENDATIONS, 2017).

- Stabilized temperature at 37°C
- No dilution
- Use of EDTA tube direct from CBC
- New standardized reading unit
- Automated mixing step
- Latex Controls and Calibrators available
- External Quality Control available
- High reproducibility
- Excellent correlation with the reference method

Alifax technology is classified by CLSI guidelines as an alternative method for ESR (H02-A5 Vol. 31, N.11)




“ ESR measurements by TEST1 reflect inflammation better than do those by the Westergren method in patients with malignancy, autoimmune disease, or infection. *Clin Chem Lab Med* 2010; 48(7):1043–1048.

YOUNG JOO CHA
MD, Depart. Of Lab Medicine, Chung-Ang University Hospital, Seoul, Korea.

TEST1 2.0 ALWAYS A STEP FORWARD IN INNOVATION

- Only 175 µl of analysed sample
- Up to 120 samples capacity
- Up to 195 tests/h
- Continuous loading
- Tube loading without barcode alignment
- Marked reduction in washing volumes
- No maintenance on operator side
- Total Lab Automation connection
- Multi-level access GDPR compliant



INDEPENDENT STAT channel for low volume and urgent Sample with external withdraw probe



Automatic mixing cycle with tube complete inversion



Internal Automatic Washing System



Internal Camera

10" touch color display
Intuitive graphic interface
Linux-based

Internal Barcode reader

Direct CBC rack loading

NEW high-performance NEEDLE

Log generator | Bidirectional connection to LIS | Internal Memory | Suitable for remote access